

LAMBETH TOGETHER CARE PARTNERSHIP

Date: **Wednesday 8 March 2023**

Time: **1.00 pm**

ITEM 8 SUPPLEMENT: LAMBETH TOGETHER ASSURANCE UPDATE ADDITIONAL DOCUMENTS

This page is intentionally left blank



Lambeth Together Care Partnership Board

Title	Lambeth Together Assurance Sub-Group
Meeting Date	8 th March 2023
Author	Warren Beresford – Associate Director Health and Care Planning and Intelligence Jo Fernandes – Planning Intelligence and Improvement Manager
Lead	Sue Gallagher – Lay Member

This item is for;

<input checked="" type="checkbox"/>	Information	<input type="checkbox"/>	Discussion	<input type="checkbox"/>	Decision	<input type="checkbox"/>	Ratification
-------------------------------------	--------------------	--------------------------	-------------------	--------------------------	-----------------	--------------------------	---------------------

Recommendations;

The Lambeth Together Care Partnership Board is asked to;

1. Note the report from the Lambeth Together Assurance Sub-Group and the associated Integrated Assurance Report for February 2023.

What other groups or committees have considered this item to date?

None.

Summary and Impact on Inequalities

The purpose of this paper is to update the Lambeth Together Care Partnership on our ongoing assurance arrangements.

At the recent February meeting, the group received updates on two key areas that will contribute to the delivery of the Lambeth Together Strategic Health and Care plan.

The first area focused on the Health and Care Plan Outcome related to promoting positive lifestyle behaviours to keep people healthy, specifically on increasing the uptake of NHS Health Checks.

The second area centred around the Health and Care Plan Outcome related to mental health support services, with a focus on supporting people back into employment so that they can recover and participate in daily life on an equal footing.

Following both updates, the group was encouraged to consider what they, and others, could do individually to help achieve these outcomes.



The latest Lambeth Together Integrated Assurance Report has been included for Board members to review and consider.



Lambeth Together & Integrated Health and Care

Assurance Report February 2023

Lambeth Together Assurance Group 7 February 2023



Contents



Chapter	Sub section	Slide number
1. Executive Summary	1.1 Introduction	3
2. Lambeth together assurance summary	2.1 Lambeth Together Programme highlights	6
	2.2 Equalities indicators	15
	2.3 LLWN Alliance Dashboard	19
3. Integrated Health and Care assurance summary	3.1 Adult Social Care and Older Persons	21
	3.2 Public Health	23
	3.3 Children's Commissioning	24
	3.4 Primary and Community Care	25
	3.5 Medicines Management / Long Term Conditions	27
	3.6 Planned and Unplanned Care	30
	3.7 Adults Mental Health	33
4. Quality summary	4.1 Quality highlights	36
5. Risk summary	5.1 Risk highlights	40
6. Finance summary	6.1 Finance highlights	43
Annex	A1 Glossary	47
	A2 Source material	48



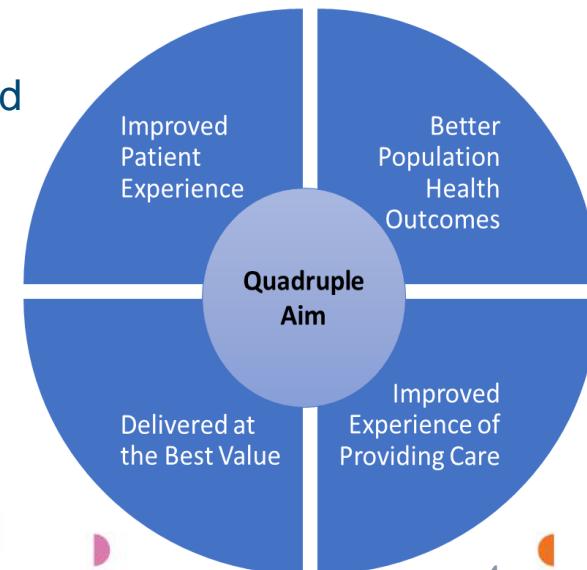
1. Introduction



1.1 Report Context



- This report provides in one place an integrated summary of assurance across Lambeth Together and Lambeth integrated health and care arrangements.
- This report draws upon existing assurance, performance or quality reporting arrangements, and does not seek to duplicate what is covered within those alliance and programmes boards.
- This report's format and flow is structured along the Lambeth Together Strategic Board arrangements, with a focus on Lambeth Together delivery alliance and programmes, and a focus on Lambeth's integrated health and care responsibilities.
- The report will be adapted over time to provide assurance on the delivery of the Lambeth Together strategic Health and Care plan, as well as reflecting any changes to SEL ICS priorities and key policy changes in response to the government's Health and Social Care Bill.
- The Lambeth Together Assurance Group reports directly to the Lambeth Together Strategic Board and meets bi-monthly to provide dedicated oversight and assurance on behalf of the board. A short summary report accompanies this integrated assurance report when presented to the Lambeth Together Strategic Board bi-monthly.
- Our integrated local and care partnership will continue to review content and materials presented on this paper with a view to monitor and evaluate programmes and alliances responses in relation to healthcare's quadruple aim.



2. Lambeth Together programme highlights



2.1. Lambeth Together Programme Highlights



Director / lead	Director Primary and Transformation (Vacant)
Management Lead	Sophie Taylor, Programme Lead, Lambeth Together, LBL
Data source / period	Bi-monthly Programme highlight reports January 2023

The following sections show summary positions across a variety of Lambeth Together alliances and programmes. The full highlight reports narrative and updates are archived for audit and assurance purposes in support of the ongoing work being delivered at borough level. These reports are produced every other month and provide a summary of key developments for each Lambeth Together area, covering

- Strategic Plans
- Reducing inequalities
- Benefits/ Deliverables update
- Partner and wider system requests
- Achievements and Opportunities
- Red Issues and Risks
- Other Highlights: Enablers, Workforce, Data, Budgets, Communications



2.1. Lambeth Together Programme Highlights




Strategic Plans - How is the programme area progressing towards its longer-term objectives?

- **Substance Misuse** – The Combating Drugs Partnership (CDP) continues to engage with partners across Lambeth with a view to support wider programme aims.
- **Staying Healthy** - Publication of Lambeth's Health and Wellbeing (HWB) Strategy aims to support people to lead healthy lives and have good physical and mental wellbeing meaning strategic alignment between the Staying Healthy programme's longer term objectives and the HWB strategy.
- **Sexual Health** - Fast Track Cities (FTCS - aims to end new HIV infections, stop preventable HIV deaths and eliminate the discrimination and stigma associated with HIV) London targets were 95-95-95¹ by 2020 current performance is 96-98-97. Increasing access to PrEP (pre-exposure prophylaxis) and HIV testing remains a priority action within the strategic action plan.
- **CYP Alliance** - Emotional Health and Wellbeing workstream re-launched and it's been established a meeting cycle along work prioritisation on programmes within the Long Term Plan.
- **EDI** – The group met recently and addressed a number of local areas of focus, covering health inequalities funding, SEL development of a Core20 dashboard, Clinical Effectiveness South East London (CESEL) work with Lambeth GPs on Hypertension, GSTT Workforce Race Equality Standard (WRES) report findings and Lead Midwife for Equity and Equality.
- **NWDA** – The programme aims on the agreed deliverables continues with a number of revisions and evaluations taking place in preparation for 2023/24 project portfolio. In particular, on thriving communities workspace, revision of some NWDA priorities linked with prevention, urgent and emergency care and complex care. The scope emphasis on reducing health inequalities and enabling wider support to adults with long term conditions remains a priority.
- **Communications and Engagement** – The programme role on engaging with public views and sharing high level information on strategy, governance and programmes on Lambeth Together and wider partners continues to be delivered through various media channels and provides clarity on health and care workstreams, adhering to best practice accessible content.

1 - Targets description 95%(of people living with HIV infection are diagnosed) – 95% (of people diagnosed receiving treatment) – 95% (of people receiving treatment being virally suppressed).

2.1. Lambeth Together Programme Highlights



Strategic Plans - How is the programme area progressing towards its longer-term objectives?

- **Learning Disabilities and Autism** – Overall the programme is on track to complete key priorities, capacity issues impacted the development of the all age autism strategy though this was mitigated by existing information and engagement in the sector which will be utilised to inform key aims and objectives.



2.1. Lambeth Together Programme Highlights



Reducing Inequalities – Better Experience of Care (e.g. access, feedback, outcomes)

- **Substance Misuse** – Work to improve Continuity of Care Pathways for prison release back to our community with local providers continues and Lambeth is leading on SE London drive.
- **Staying Healthy** - Weight management service evaluation identified positive feedback from patients about their experience of care.
- **Sexual Health** – Lambeth’s underserved groups include BAME and those not identifying as men who have sex with men (MSM), these groups are often seen in other parts of the health care system rather than SH services, increasing awareness and alternative access routes should support uptake in these groups.
- **CYP Alliance** – the last update explained four areas of focus where we know there are considerable inequalities to tackle: Maternity, Emotional Health and Wellbeing, Childhood Immunisations and Physical health need/ prevention. Alongside this, our Emotional Health & Wellbeing Local Transformation Plan, approved by Lambeth Place governance, has been informed by pan-SEL engagement with children and young people. The 10 aims which informed the plan all focus on reducing inequalities for our population.
- **NWDA** – Thriving communities secured funding for two projects, one on social prescribing hub and another for a project with disadvantaged residents.
- **Communications and Engagement** - Audience segmentation to ensure key campaigns highly targeted (covid, flu, polio, cancer, mental health, M-pox, winter). Alternative text introduced for social media images to improve access; translations of polio resources (videos, leaflets, web content) widely promoted – targeting 12 top languages for Lambeth.
- **Learning Disabilities and Autism** – action plan supporting LD annual health checks and vaccination uptake in response to Healthwatch engagement work.



2.1. Lambeth Together Programme Highlights



Benefits / Deliverables Update – Better Population Outcomes

- **Substance Misuse** - Work is in progress to develop a promotional drive around the harms of Chemsex and plans have been developed to engage in some marketing work and focus groups for service users to assist in developing a marketing and promotional strategy for support services.
- **Staying Healthy** – Delivery of cognitive behavioural therapy (CBT) stop smoking pilot continues, there's a significant uptake from longer-term smokers, younger age cohorts and women. Vaping pilot project to support pregnant smokers (and their partners) to quit smoking started in January 2023 in partnership with GSTT. The programme launched the Love Your Mind Lambeth Campaign, which aims to share information on how people can look after their mental wellbeing, as well as what support is available in the borough.
- **Sexual Health** - HIV testing within SH services remains on target but we need to ensure access to our underserved communities. PreP activity is increasing specifically for continuing use but we need to increase access to underserved communities, local community groups will be supporting increasing awareness of PrEP. On deliverables, access to emergency departments and primary care testing data realised. Co-produced re-procurement of care and support service for those living with HIV goes live in March 2023.
- **Communications and Engagement** – Continuing use of “what matters to me” postcards to gather insight Health and Wellbeing bus. Public Forum refresh plan implemented and reviewed with chairs, supporting ongoing best practice advice and reflective feedback to ensure continuing development.
- **Learning Disabilities and Autism** – The Crescent Learning Disability Resource Centre residents have now moved in and we continue to monitor progress of delivery of care model with providers. SEL LD ‘one system’ pathway group has now collated initial overall Lambeth activity across SEL ICB partners in as part of whole system mapping and analysis.



2.1. Lambeth Together Programme Highlights



Partner or wider system requests and blockers stated

- **Substance Misuse** - In line with the previous update recruitment of suitable staff is a national issue, this is impacting on partners to deliver some work. Plans are being established with OHID to identify how to address these challenges.
- **Sexual Health** – considering the development of a data dashboard to integrate data from different pathways across the health system. The programme would like to ensure that the two commissioned peer support services working with new diagnosed and those living with HIV are better aligned and working as a network. LVNDR (digital platform that improves sexual wellbeing for LGBTQ+ individuals), exploring opportunities locally to pilot online PrEP. On blockers, challenges on obtaining activity data within NHS systems. Lack of funding to incentivise primary care activity and significant pressure on acute inpatient capacity.
- **Communications and Engagement** – Seeking earlier/ more advance notice of communications and engagement support requests and clearer rationale for prioritisation. On blockers, it has been identified capacity has an issue due to team vacancies.
- **Learning Disabilities and Autism** – The programme has requested support from partners across the system (SEL LDA Programme, South London Mental Health and Community Partnership (SLP), NHSE) to access the LDA Pathway Fund for a highly complex Lambeth case. The LDA Pathway Fund is an innovative approach to ensuring funding flows through the system to support the discharge of people to less restrictive community setting. On blockers, finding good quality care provision close in London continues to be difficult particularly for those with complex needs and behaviour that challenges - Lambeth is responding by securing accommodation in London using capital funds released by NHSE.




2.1. Lambeth Together Programme Highlights



Achievements and Opportunities

- **Substance Misuse** - Reactivation of the Reducing Harm from Alcohol Group and the Drugs and Alcohol Related Deaths (DARD) Overview panel.
- **Staying Healthy** - Key focus of service re-design and re-commissioning is to tackle health inequalities and improve access to services in the community via more effective outreach and engagement.
- **Sexual Health** - Lambeth (SEL) led the way for the roll out of opt out testing in ED across London. Lambeth hosting the London HIV Prevention Programme (LHPP). Piloting the Co-commissioning of HIV treatment across SEL in 2023/24 by utilising the Lambeth, Southwark and Lewisham (LSL) Sexual Health and HIV commissioning team. Mildmay – Consideration of HIV as a long term condition and therefore this clinical pathway being incorporated within existing commissioning arrangements.
- **CYP Alliance** – Emotional Health & Wellbeing Local Transformation plan approval and workstream relaunch. Potential to integrate the Start for Life Family Hubs programme with the Early Years Alliance group – to be explored in the next period.
- **NWDA** – Successful Community Connector event delivered, an evaluation report to follow. Building Healthier Communities - Thriving Communities evaluation to develop a progressive and sustainable programme evaluation that embodies co-production to improve health & wellbeing for Lambeth residents.
- **Learning Disabilities and Autism** – Learning Disability Resource Centre with VCS partners opened in February 2022 with now 8 residents moved in. On opportunities, once we have data regarding SEL activity and spend for Lambeth clients across the system we can begin to develop cohesive strategic and financial framework for managing complex discharges.

2.1. Lambeth Together Programme Highlights




Red Issues and Risks

- **Sexual Health** - Mildmay (Issue will likely impact budget, schedule or scope) – PH commissioners are keen to find alternative inpatient capacity for patients diagnosed with HIV that need a period of rehabilitation or intermediate care. Current facility is in entirely different region of London with no direct transport links and its facility changed focus from HIV to supporting homelessness due to the Lead Commissioner redesigning service in 2019/20. Commissioner would like to ensure that system capacity planning includes an appropriate local resource, this could be supported by HIV specialist nurses ‘in reach’.
- **CYP Alliance** – Capacity has been identified as a risk due to a reduced team structure to deliver on a wide range of initiatives across CYP programmes.
- **EDI** – The inequalities projects are 67% on track with 3 out of the 9 projects showing slight delays, all due to recruitment driven difficulties.
- **Learning Disabilities and Autism** – We continue to review commissioned placements for any quality or safety issues. Mitigation approach involves working collaboratively with partners in SEL, CQC and host commissioners. People with challenging behaviour who are due for discharge in 2022/23. We mitigate this risk through securing accommodation in London using capital funds released by NHSE and proactive development work with care providers.



2.1. Lambeth Together Programme Highlights



Other Highlights: Enablers, Workforce, Data, Budgets, Communications

- **Substance Misuse** – On workforce two new staff members joined the commissioning team. The service is within budget and agreement is in place that Lambeth will continue to invest into Substance Misuse Treatment at the current levels in order to receive the Recovery Grant.
- **Staying Healthy** – Workforce development training delivered as part of Love your Mind campaign on how to spot signs of mental distress, how to approach conversations on mental health and how/where to signpost. The programme partnered with SLaM to deliver Mental Health First Aid training to key people in the community. On communications, the launch of pilot project in partnership with Imperial College to engage local VCS groups around the issue of healthy weight. Data shows service activity continues to recover across Staying Healthy portfolio post-pandemic. However, activity levels are not always consistent across the borough, e.g. varying levels of Health Checks uptake between practices.
- **Sexual Health** – Enabling factors include system leadership, joint commissioning (Health and social care organisations collaborating and sharing responsibility for integrated care services) and technology, digital, information sharing and data (digital care records and information sharing to coordinate care better and manage care proactively). On workforce, developing an integrated approach across commissioning will involve staff from the ICS, GSTT, KCH, primary care and the voluntary sector, this could support integrating HIV as a long term condition and reduce stigma. Programme is delivering on budget in this period.
- **NWDA** - Annual progress report launch at the Local care Partnership in January.
- **Learning Disabilities and Autism** – As part of LEDER programme, the programme plan to hold a provider forum session to highlight best practice in enabling service users to achieve health goals by effectively managing physical and mental health issues that contribute to unequal outcomes. On communications, the development of an overarching engagement strategy is in process to ensure diverse voices of services users and carers are heard and to support accountability framework for LDA programme of work.



2.2 Equalities indicators



Equalities

- Reducing inequalities is fundamental to our ways of working and ambitions as described within Lambeth Together's work, delivery alliances and programme approaches.
- The report presents a number of key equalities indicators for instance, Severe Mental Illness and Adults with Learning Disabilities health checks, and public health indicators.
- Lambeth Together partners established a data task and finish group to determine a number of key equality metrics with the aim of setting a robust framework aligned with Lambeth Together Health and Care plan. The Planning Intelligence team have developed prototypes, however the group is paused until the outcomes of the SEL Wide CORE20PLUS5 Health Inequalities data work has been completed to avoid duplication.
- SEL Business Intelligence team is developing a CORE20PLUS5 dashboard which will be SEL wide and enable drill down at borough level to understand our population. The initial draft is expected by mid-January and the Planning Intelligence team will arrange for this to be talked through with EDI group colleagues for review and feedback.
- The next three slides provide a summary of Lambeth's population across a range of demographic areas and health indicators. The information presented on the following slides was extracted from the Joint Strategic Needs Assessment (JSNA) work performed by Public Health colleagues.

Population overview



Inner South London Borough

Lambeth is an inner south London borough with around **332,250** residents. The average age of Lambeth, **35 years**, is 2 years younger than London and almost 5 years younger than England



Age

The average age of Lambeth, 35 years – this is mainly due to the high proportion (42%) aged 20 to 39

In Lambeth, between 2011 and 2021, there has been an increase of 17.7% in people aged 65 years and over, an increase of 7.3% in people aged 15 to 64 years, and a decrease of 11.8% in children aged under 15 years



Projections predict that Lambeth's population will age over the next 10 years, with the largest changes in the older population groups. People aged 80+ years are estimated to grow by 25% and the 65 to 74 years nearly 50%.

Ethnicity

Lambeth is an ethnically diverse population with residents from a wide range of ethnicities and backgrounds.



- Estimated that 38% of people who live in Lambeth have a White British ethnicity.
- Nearly 80,000 (23%) of Lambeth's population are classified as Black, with higher proportions of Black African (11%) than Black Caribbean (7%).
- Over 75,000 (22%) people are classified as White Other (European).

Deprivation

It is estimated that 18% of Lambeth's population live in the 20% most deprived area in England and that over a 3rd of people living in the 20 most deprived area are from a Black ethnicity compared to 20% in the rest of Lambeth.

Gender

There are a similar proportion of males and females overall.



Male:
51%



Female:
49%

However there is variation across age groups with a higher number of males in the age groups 30-44 and females in the age group 65+.

Population Density

Lambeth is the seventh most densely populated borough in the country with a growing population projected to grow by 2.4% over the next ten years.

The population density in Lambeth is twice that experienced in London and nearly 32 times higher than in England



State of adult health

Life expectancy

Male single year life expectancy in 2020 in Lambeth is 77 years.
Female single year life expectancy in 2020 is 83 years.



77
Years for males



83
Years for females



Life expectancy for people living in the least deprived decile is greater than those living in all other deciles.

Healthy Life Expectancy

In 2018-20 healthy life expectancy at birth was 60.9 years for males and 59.5 years for females in Lambeth.



60.9
Years for males



59.5
Years for females

In 2018-20 men spent an average of 17.7 years in poor health and women spent 24.4 years. This amounts to men spending 77.4% of their lives in good health and women 70.9%.

Long term conditions

In 2019, the top 3 causes of years lived with disability were low back pain, heart disease and diabetes.

For men the most common cause of morbidity remains heart disease, for women the top 3 causes were low back pain, headache disorders and depressive disorders

Mortality

The leading causes of deaths overall for 2021 in Lambeth for all age groups was COVID-19. Other causes varied by age group.

- 20 – 34 age group the leading and second rank cause of death for the was suicide and assault.
- 35 – 49 age group the leading cause was ischaemic heart disease.
- 50 – 79 age group the second rank cause was Ischaemic heart disease
- 80+ age group the second rank cause was Alzheimer's and dementia.

Cancer

The mortality rate from cancer of 65+ year olds in Lambeth in 2020 was 1,160.7 per 100,000 which is significantly higher than the London average of 913.3 per 100,000.



Tracheal, bronchus and lung cancer feature as a leading cause of morbidity for both men and women while prostate cancer is in the top 15 for men and breast cancer in the top 15 for women.

Cardiovascular Disease



In 2020, the mortality rate of 65+ year olds in Lambeth from all cardiovascular diseases was 938.7 per 100,000, this was not significantly different to the national and regional rate

Respiratory disease



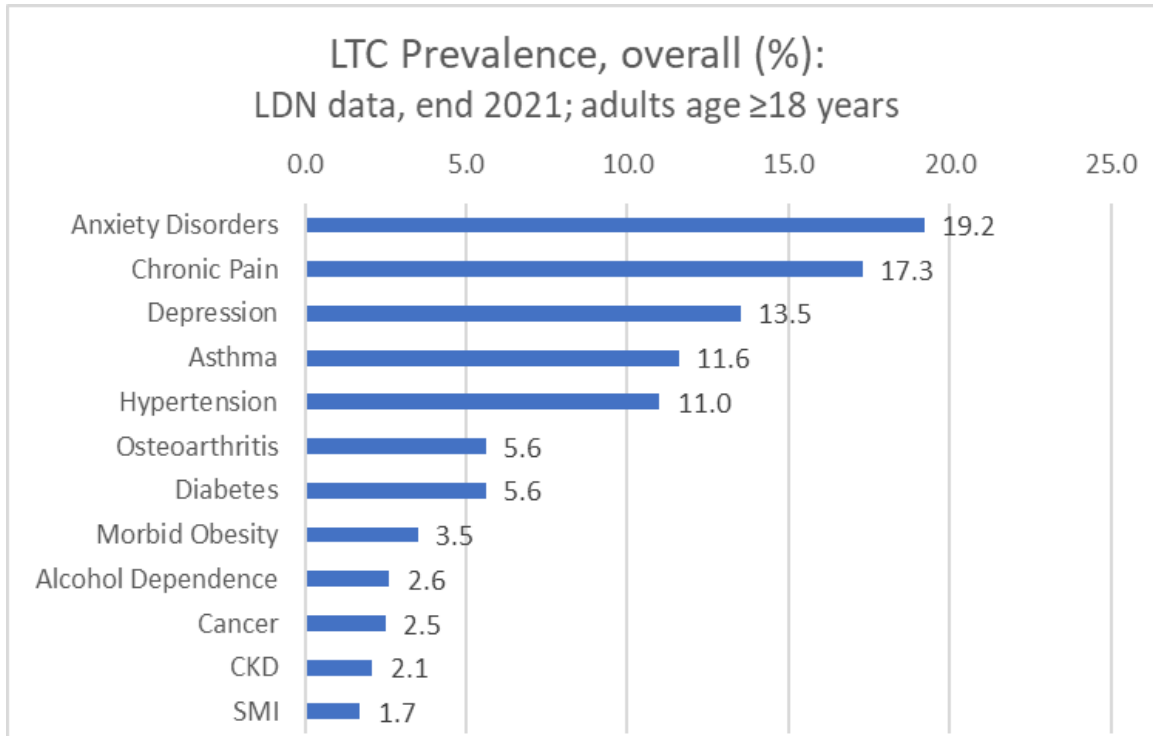
In 2020, the mortality rate from respiratory disease for those aged 65 years and over in Lambeth was 453.7 per 100,000, this was not significantly different to the national and regional rate





Inequalities lens of the LTC's

Prevalence of 'Top 12' Long Term Conditions in all adults registered at GP practices in Lambeth; data for whole adult population



The 5 highest prevalence long term conditions in Lambeth among adults are: **Anxiety, Chronic Pain, Depression, Asthma, Hypertension.**

Deprivation

In the most deprived communities prevalence of Chronic Pain, Anxiety, Depression, Hypertension, Diabetes is higher than the least deprived.

Gender

Women have a higher prevalence of Anxiety, Depression, Chronic Pain when compared to men.

Ethnicity

Black ethnicity and Asian ethnicity populations have substantially higher frequency in Chronic pain, Hypertension and Diabetes



2.3 Alliance Dashboard Highlights



Director / lead	Sabrina Philips, Alliance Director, Lambeth Living Well Network Alliance
Management Lead	Guy Swindle, Deputy Director, Lambeth Living Well Network Alliance
Data source / period	Lambeth Living Well Network Alliance Performance Dashboard, Month8, October 2022

In-patient Beds (Acute)

ACUTE and LEO Occupied Beds - Actual vs. Contracted

Month	Actual beds 21/22	Actual beds 22/23	Contracted beds 21/22 and 22/23
Apr	89.9	82.4	80.0
May	84.7	76.4	80.0
Jun	89.5	91.7	80.0
Jul	98.3	103.3	80.0
Aug	0.0	0.0	80.0
Sep	0.0	0.0	80.0
Oct	0.0	0.0	80.0
Nov	0.0	0.0	80.0
Dec	0.0	0.0	80.0
Jan	0.0	0.0	80.0
Feb	0.0	0.0	80.0
Mar	0.0	0.0	80.0

Key Indicators	MB	Change
Number of beds used in month (Estimated)	103.3	▲ 5%
Number of private occupied bed days (OBDs) used in month	391	▲ 129%
Number discharged with length of stay >100 days/ >200 days	3/2	▼ -50%

Narrative: National systems outage obscured 4 months of rising Acute OBDs, last month rising by 5%, to be %28 over contracted level in M8 November. Private overspill OBDs more than doubled. 5 long-stay patients discharged this month, down from 10 in M7 Oct.

Crisis Pathway

Approved Mental Health Professionals' Assessments

Month	21/22 Referrals	22/23 Referrals	21/22 Assessments	22/23 Assessments	22/23 Delivered %
Apr	131	107	126	106	81%
May	111	106	111	106	70%
Jun	117	104	117	104	74%
Jul	125	124	125	124	80%
Aug	115	112	115	112	78%
Sep	123	106	123	106	77%
Oct	123	106	123	106	87%
Nov	123	106	123	106	84%
Dec	0.0	0.0	0.0	0.0	0%
Jan	0.0	0.0	0.0	0.0	0%
Feb	0.0	0.0	0.0	0.0	0%
Mar	0.0	0.0	0.0	0.0	0%

Key Indicators	MB	Change
St Thomas A&E Referrals	335	▼ -8%
AMHP referrals (Day Team only)	123	▲ 9%
AMHP assessments (Day Team only)	106	▼ -5%
AMHP detentions (Day Team only)	89	▼ -8%

Narrative: A&E referrals fell by 8%, while assessments and detentions fell in MB Nov. Problems with collating Day and Emergency Duty Team data will be resolved ASAP.

Single Point of Access

SPA Monthly Activity Financial Year 2022/23

Month	Introductions Received	Introductions Completed	Waiting at End of Month
Apr	638	678	68
May	764	664	100
Jun	744	653	91
Jul	624	564	60
Aug	673	599	74
Sep	760	757	3
Oct	717	717	0
Nov	720	720	0
Dec	0.0	0.0	0.0
Jan	0.0	0.0	0.0
Feb	0.0	0.0	0.0
Mar	0.0	0.0	0.0

Key Indicators	MB	Change
Number of introductions waiting for referral at month end	720	▲ 1.7%
Introductions processed in month, average wait (in days)	29.0	▲ 2.8%
Introductions waiting at month end, average wait (in days)	59.0	▲ 2.5%

Narrative: Introductions received fell from 760 to 717, M7 Oct to MB Nov (32.5/working day). The SPA waitlist rose by 17% (615 to 720). Average wait at month end rose (+25%) due to leave, sickness and staff turnover. Average wait for urgents fell to 15.1 days (-4%).

Living Well Centre Activity

Key Indicators	MB	Change
Short Term Support (STS) – Total Referrals	180	▼ -4%
Short Term Support (STS) – Total Caseloads	577	0%
Focused Support (FS) – Total Referrals	65	▲ 10%
Focused Support (FS) – Total Caseloads	811	▼ -1%

Narrative: STS caseload was unchanged, the rise in N balancing falls in SE and SW. The fall in FS overall caseloads is mostly due to the SE LWC.

IAPT

Improving Access to Psychological Therapies Access Rate

Month	Entering treatment 21/22	Entering treatment 22/23	Access target 21/22	Access Target 22/23
Apr	982	944	944	944
May	948	847	948	948
Jun	925	882	925	925
Jul	1044	1114	1044	1044
Aug	0.0	0.0	0.0	0.0
Sep	0.0	0.0	0.0	0.0
Oct	0.0	0.0	0.0	0.0
Nov	0.0	0.0	0.0	0.0
Dec	0.0	0.0	0.0	0.0
Jan	0.0	0.0	0.0	0.0
Feb	0.0	0.0	0.0	0.0
Mar	0.0	0.0	0.0	0.0

Narrative:

- The IAPT access number for M8 November was over target by 194 (+21%).
- The drive to increase referrals via leaflets to all households, website changes and social media campaign continue to increase access numbers.
- In addition to these measures, Lambeth Talking Therapies is keen to pilot text messaging to GPs in preparation for a 14% increase in the access target in January 2023.

Finance and Risk

Alliance Member Overspend Pick Up

	Total £000s
SLaM pick up of SLaM overspend	600
Council pick up of Council overspend	3,400
Total amount picked up	3,900

2021/22 Forecasts

Main overspend areas (>£100k over budget)	M7 Forecast Overspend £000s	M8 Forecast Overspend £000s	Change from M7 £000s
Complex Placements (SLaM-IPSA)	1,568	1,402	▼ - 166
Supported Living - included Shared Lives	951	910	▼ - 40
Residential Care (LBL)	894	860	▼ - 33
Acute Beds	2,770	1,248	▼ - 1,521
Nursing Care (LBL) – actual income less than forecast	675	673	▼ - 2
Community Support (LBL) - includes Extra Care	434	478	▲ 43
St. Thomas' Liaison	485	618	▲ 133
Home Treatment Team	170	177	▲ 7
Community Forensic Team (SLaM)	238	253	▲ 15
Extra Care	212	212	-
IPSA - Forensic placements	95	88	▼ - 8
Mild Lambeth	71	40	▼ - 31
Low Intensity Team (SLaM)	104	72	▼ - 32

Key Risks

- Finance Pressures – risk share agreed, savings being identified
- Covid-19 - contingency plans in place to keep services open
- SPA Waitlist – management action to deal with staff and system issues
- Estates – decant of Lambeth Hospital and increased costs of DBH

3. Integrated Health and Care assurance summary



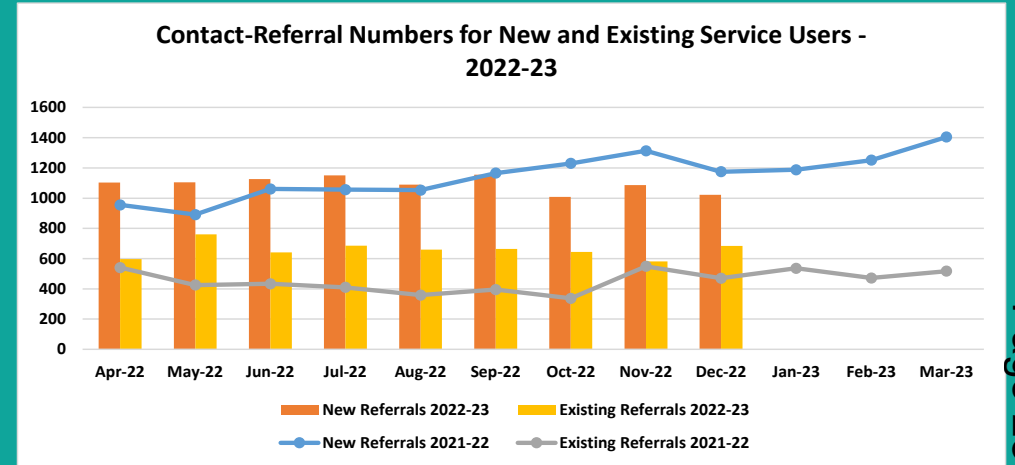
3.1 Adult Social Care



Director / lead	Fiona Connolly, Executive Director Adult Social Care
Management Lead	Richard Outram, Deputy Director Adult Social Care
Data source / period	Mellissa Murphy, Service Improvement Lead – Adults and Health, London Borough of Lambeth. December 2022

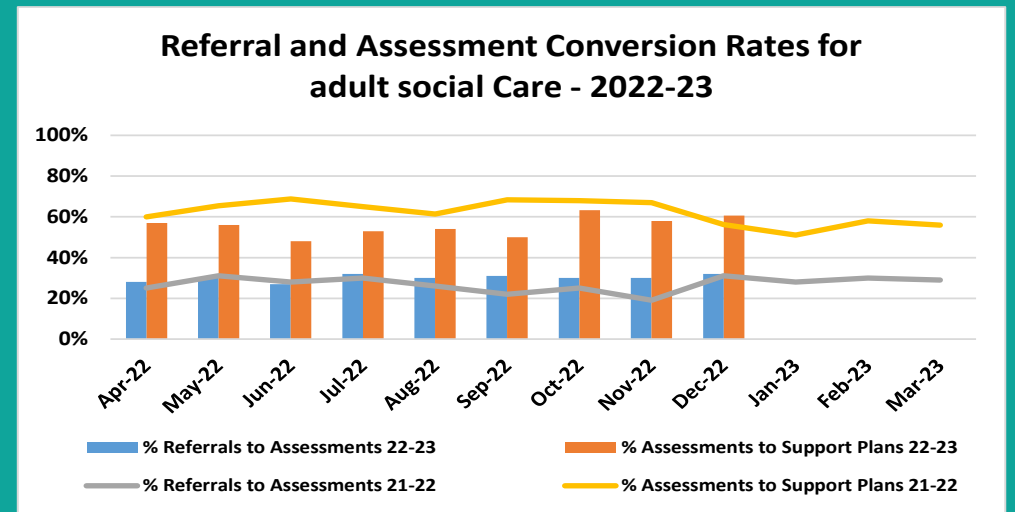
Overall Contact/Referrals completed by all teams

- A total of 1707 contact/referrals in December and 1023 (60% were for new service users).
- This represents a 2% increase from the previous month. Increases have been reported in Community Duty.
- 291 (17%) were raised as Safeguarding Concerns. This is a 2% decrease from the previous month.
- 371 (22%) raised were Merlins (12% increase from the previous month).



Overall Contact/Referral and Assessment Conversion Rates

- We are calculating the conversion rates for contact-referrals differently this financial year.
- We are just focusing on new service users and excluding Merlins.
- Conversion rates for contact-referrals in December has increased by 2% to 32%.
- Conversion rates for Assessments to support plans have increased by 3% to 61% in December.



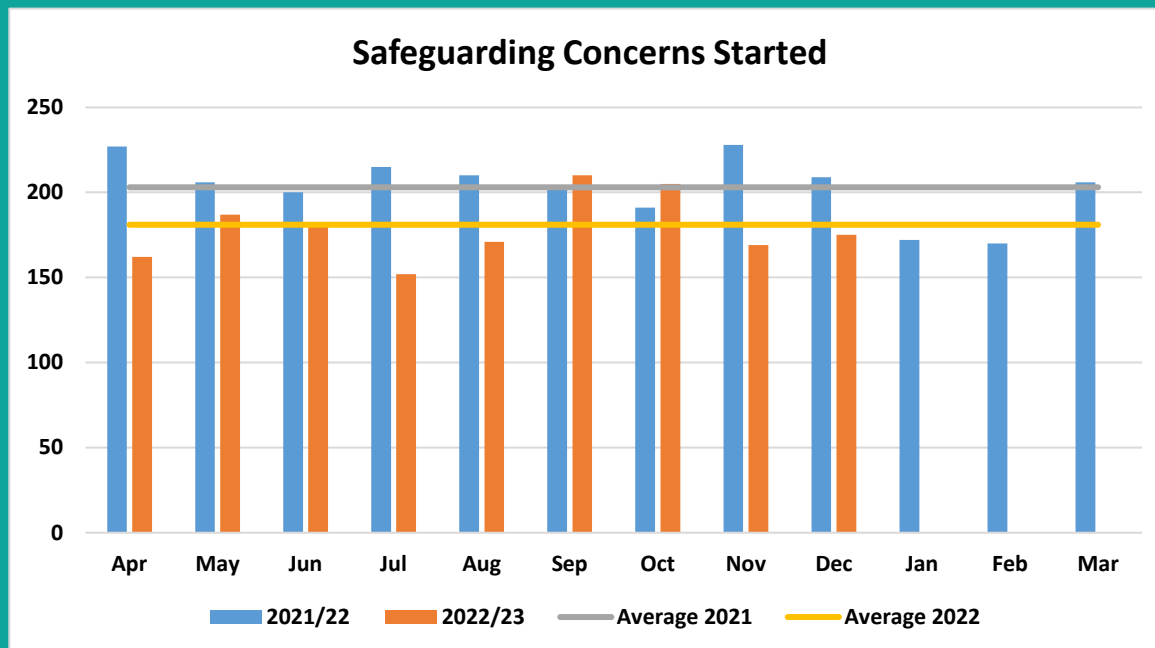
3.1 Adult Social Care



Director / lead	Fiona Connolly, Executive Director Adult Social Care
Management Lead	Richard Outram, Deputy Director Adult Social Care
Data source / period	Mellissa Murphy, Service Improvement Lead – Adults and Health, London Borough of Lambeth. December 2022

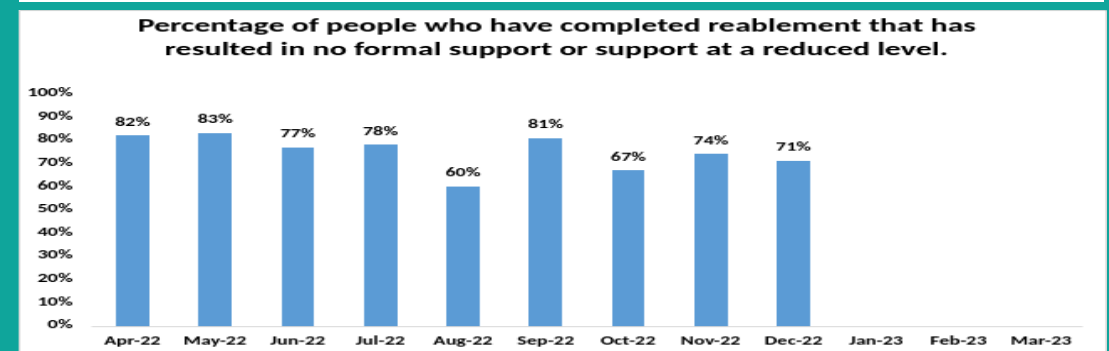
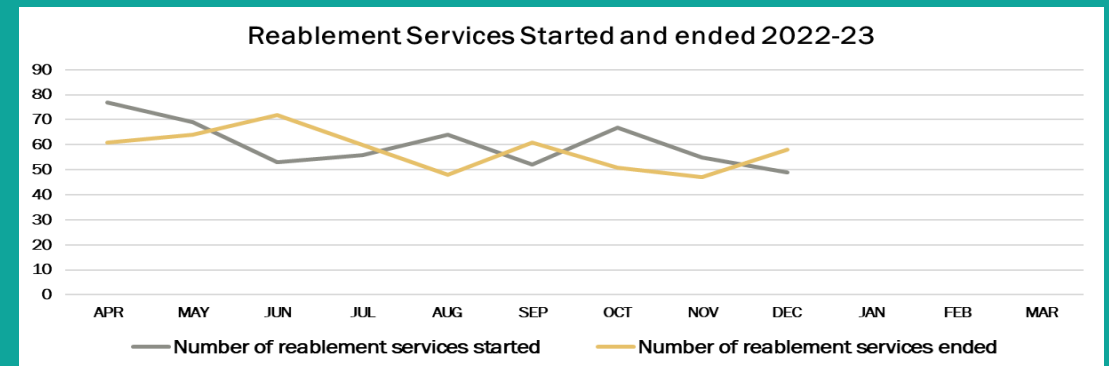
Safeguarding information

- The number of cases started in November have decreased by 36 (18%) from the previous month and is above the same period in the previous year.
- There are 5 cases that have been opened for 9+months.



Reablement

- There has been an average of 60 services started per month.
- There have been a total of 48 people that successfully completed reablement in December and of those 34 had no ongoing support or support at a reduced level.



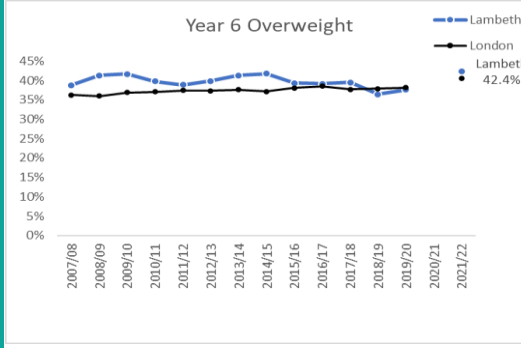
3.2 Public Health



Director / lead	Ruth Hutt, Director of Public Health
Management Lead	Ruth Hutt, Director of Public Health
Data source / period	Vince Wakfer Head of Business and Performance Public Health Data: Fingertips and Service Monitoring

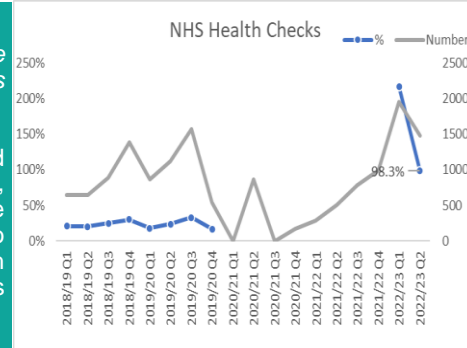
Year 6: prevalence of overweight
 No data update since last reporting.

Similar to other London boroughs, post pandemic there has been a slight increase in numbers of children at risk of overweight or obesity, although this is not statistically significant in Lambeth. Taking into account the inequalities seen due to the pandemic and the cost of living crisis, a new intervention is being added to support the existing childhood obesity programme. The intervention, funded through the SEL ICB inequalities fund, provides additional practical support to more vulnerable families through community food workers. This helps to address issues that are deemed to be determinants of obesity and the local authority is working in partnership with the NHS to deliver the programme.



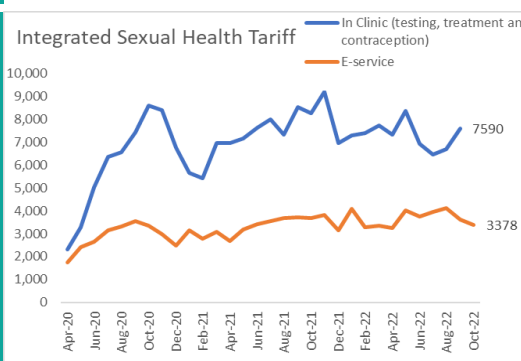
NHS Health Checks
 Performance from 2020/21 Q1 to 2021/22 Q4 cannot be calculated as denominator (number of health checks offered) was zero during Covid and related impacts.

Practices have resumed call and recall Health Check invites, and continue to offer opportunistic checks to those who are eligible, where appropriate. From September, the GP Federation have been providing support to fifteen lowest-performing practices, to deliver through the Access Hubs and ensure the number of health checks completed is increased. Overall numbers of Health Checks completed have recovered to pre-pandemic levels during 2022/23.



In Clinic and E-Service STI Testing & Treatment and Contraception
 Sexual health activity in clinics is now increasing to pre-MPX activity levels. The e-service was an extremely helpful access point through the MPX capacity issues, activity continues at a steady rate. MPX vaccination is now mainly provided through Trust vaccination Hubs, with a small amount of opportunistic activity with SH clinics and some targeted outreach events. Service levels overall are increasing towards pre-covid levels, although activity mix is different, with more low risk activity happening online and more complex being seen in clinics.

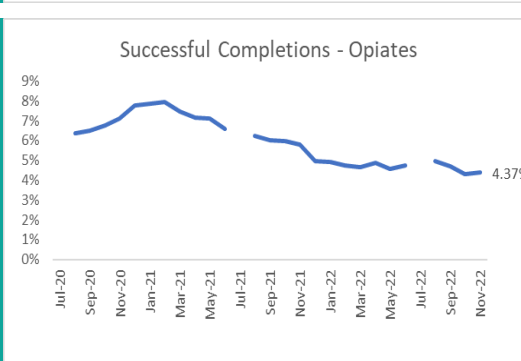
Pre-Pandemic Averages (2019/20, excluding March):
 In clinic 10,408; E-service: 1,860



Success Rate at Smoking Cessation Services
 The Lambeth Specialist Smoking Cessation service continues to operate a hybrid model, including face-to-face and remote sessions. Quit rates remain high and above target. The pharmacy service continues to recover activity levels but remains below pre-pandemic levels. Twelve pharmacies are now live including two new pharmacies offering the service; three pharmacies still have no activity. Commissioners are reviewing provision whilst supporting active pharmacies to increase activity, and the Specialist service is again referring appropriate clients to pharmacies.



Successful completion of drug (opiate) treatment
 Local officers continue to work alongside partners and providers within the substance misuse sector to ensure that outcomes for individual remain positive. It is the intention that the local service delivery partnership in Lambeth will increase treatment capacity across the treatment population within Lambeth and create new and innovative ways for individuals to access treatment and support when and where they need it. Plans are being developed to fund and support a drug and alcohol misuse assertive outreach team in partnership with the police, to target vulnerable individuals and support their entry into treatment.



Successful completion of alcohol treatment
 As part of the new proposals for all associated funding streams, officers and partners in Lambeth are committed to reducing drug and alcohol related deaths and significant investment is being made in the recruitment of specialist substance misuse nurses to support all therapeutic and clinical support offered to alcohol users in the borough. A refreshed approach to drug and alcohol related harm will enable us to learn from any fatalities that occur within Lambeth alongside any near misses also. All colleagues have been offered Root Cause Analysis Training in order to support learning from alcohol related deaths and near misses.



3.3 Children's Commissioning



Director / lead	Jeanette Young, Director of Children's Commissioning and Community Safety
Management Lead	Dan Stoten, Integrated Associate Director - Children's Commissioning
Data source / period	SLaM 4 boroughs Community Performance Report December 2022, Council system as of January 2023, COVER data UKHSA

Childhood immunisations in primary care

- The Quarter 2 2022/23 borough performance across a number of the six-in-one vaccination rates (compared with the London average)
 - Children receiving DTaP/IPV/Hib % at 12 months: 89.2% (London average: 87.5 %)
 - Children receiving PCV booster % at 24 months: 75.7% (80.2%)
 - Children receiving Hib/MenC % at 24 months: 85.9% (81.4%)
 - Children receiving DTaPIPv % at 5 years: 73.7% (69.6%)
- MMR performance for Quarter 1 2022/23 (compared with the London average)
 - Children receiving MMR1 at 24 months: 85.7% (82.2% London)
 - Children receiving MMR1 at 5 years: 85.2% (86.2%)
 - Children receiving MMR2 at 5 years: 76.1% (71.4%)

Domestic Violence

SafeLives sets the best practice national repeat target at 28-40% as this recognises that nationally, victims of domestic abuse will experience multiple incidents before finding safety: accordingly, our target is set at 34% and in Q3 we are over our and SafeLives target rates. Independent Domestic Violence Advocates (IDVAs) referred 45.6% repeat cases this quarter which is a slight increase on last quarter's 42%. Police referred 38.7% repeat cases, an increase from last quarter's 30%. The repeat rate for October was 29.4% which then rose considerably to 49.4% in November and 48.8% in December. This could be associated with incidents escalating towards the Christmas period and practitioners ensuring cases are submitted before the Christmas/New Year's break. IDVA's referred 30% of repeat cases in October and 36.3% repeat cases in December, however they referred a significantly higher number (55.8%) repeat cases in November. Police referred 46.6% repeat referrals in October, 45.4% cases in December, however this dropped to 32.5% cases in November. We therefore have much higher IDVA referrals and lower Police referrals for repeat cases in November as compared with the rest of the quarter. We are doing a deep dive into the repeat rate for more nuanced data on those discussed and addressing issues with our two primary referrers, Gaia and Police directly. We will also be discussing this at our upcoming MARAC Steering Group.

2020/21 Q3	2020/21 Q4	2021/22 Q1	2021/22 Q2	2021/22 Q3	2021/22 Q4	2022/23 Q1	2022/23 Q2	2022/23 Q3
23%	33%	36%	34%	30%	21%	34%	30.6%	43.7%

Mental Health

- Average waiting time for CYP to access first CAMHs assessment appointment Service within the Trust (Face to Face, Video, Phone)



- Average wait time for second appointment (treatment - Waiting Time for second appointment includes the time waited for the first appointment)



Eating Disorder Service

- Referrals received includes all referrals received by SLaM from referring GP (in borough) and includes referrals which were rejected when reviewed by the service.

2021/22 Q1	2021/22 Q2	2021/22 Q3	2021/22 Q4	2022/23 Q1	2022/23 Q2	2022/23 Q3
31	26	25	35	23	19	24

3.4 Primary and Community Care



Director / lead	Director Primary Care and Transformation (Vacant)
Management Lead	Michelle Elston, Associate Director Primary and Community Care
Data source / period	NHS South East London ICB Primary Care Lambeth Team (SEL Analytics)

Covid Vaccinations – Primary Care

As at 17th January 2023, 185,597 (41.73%) patients have completed their primary COVID-19 course in Lambeth. This is the 3rd highest of 6 boroughs within South East London. 57,823 (47.2%) of Lambeth’s eligible population have received their Autumn C19 booster.

Flu Vaccinations

As at 8th January 2023 uptake against the eligible cohorts was at follows,

- 20,889 (57.1%) vaccinations have been delivered among the over 65s cohort.
- 19,048 (33.4%) vaccinations have been delivered among the under 65 years at-risk cohort.
- 1,164 (28.2%) vaccinations have been delivered among the pregnant cohort.
- 2,426 (34.6%) vaccinations have been delivered among children aged between 2 and 3 years.
- 9,653 (20.7%) vaccinations have been delivered among children aged between 4 and 15 years.

Learning Disability Annual Health Checks

The uptake position on LD Annual Health Checks (AHC) for 2021/22 year end shows 79.8% of service users have had an annual check, achieving locally the 75% national target for this health indicator (data provided by SEL BI Team). See below data as of December 22.

	Apr	May	Jun	Jul	Aug	Sep	Oct	Nov	Dec	Jan	Feb	Mar
2021/22	0.9%	3.6%	9.3%	16.2%	18.9%	24.7%	31.3%	40.8%	50.4%	56.8%	67.5%	79.8%
2022/23	2.6%	4.9%	9.1%	14.7%	15%	30.3%	42.3%	53.1%	59.6%			

Pride in Practice

The Pride in Practice programme works with GP practices and other health and Voluntary Care Sector organisations to ensure that all lesbian, gay, bisexual and trans people have access to inclusive healthcare that understands and meets the needs of our communities. Lambeth PCNs have adhered to this initiative and as of December out of the 41 GP Practices, 14 have received training and have been accredited. The remaining are either in process of receiving training or schedule a training session with organisers.

3.4 Primary and Community Care



Director / lead	Director Primary Care and Transformation
Management Lead	Michelle Elston, Associate Director Primary and Community Care
Data source / period	NHS South East London ICB Primary Care Lambeth Team

Primary Care Winter actions – Lambeth GP Federation

- GP Federation has increased Enhanced Access capacity (GPs/Nurses/IPP/ANPs) 7-days per week including Sunday/bank holidays – utilisation 98% across the holiday period.
- Additional Enhanced Access capacity across core hours to support business continuity and resilience of local general practice – increase 60 mins per 1000 population to 70 mins per 1000 population
- Reduce unwarranted variability across the borough by continuing to develop a more consistent offer for patients, which retains the routine elements of General Practice that patients want – includes different appt modes
- NHS 111 can directly book into this additional capacity where clinically appropriate – Directory of Service (DOS) has been shared with NHS 111 colleagues
- GP Streamer at GSTT ED Front Door provided by GP Federation – Integration between secondary and primary care, already making an impact, 30% of patients attending the ED have been diverted to primary care where clinically appropriate
- GP has reinstated Respiratory Clinics at Springfield Medical Centre to prevent hospital admission during the winter period. Service is provided 7-days per week 1-6pm
- Additional Virtual Clinic Assessment Service, which offers a different appointment mode to local patients and enables rapid assessment and where appropriate onward referral to relevant service e.g. Respiratory Clinic
- Increased clinical cover to all 9 Nursing Homes in Lambeth to reduce risk of hospital admission / Focus on Discharge to Access beds where relevant
- Clinical Fellow working on key workforce areas to development the Additional Roles in Primary Care Networks (PCNs)
- Further development of the Flexible Workforce Proposal to secure Lambeth as a ‘Talent Magnet’ Over 350 clinicians signed up to Rotamaster and ready to provide additional workforce capacity in Lambeth

Community Pharmacy

- Pharmacy First Minor Aliment Scheme – looking at ways to run targeted scheme and reduce burden on ED and general practice which may require additional funding.

SELDOC

- Implementation of flu antivirals service for residential settings in Lambeth and Southwark, in conjunction with Princess Royal University Hospital’s Pharmacy.

3.5 Medicines Optimisation / Long Term Conditions



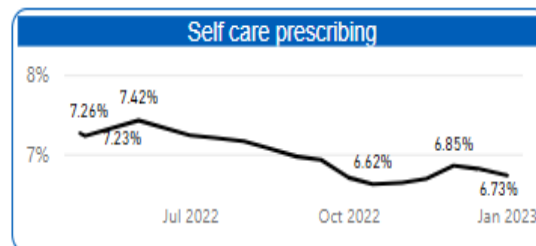
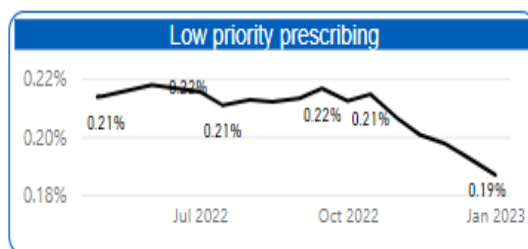
Director / lead	Jane Bowie, Director of Integrated Commissioning (Adults)
Management Lead	Vanessa Burgess, SEL Chief Pharmacist & Director Medicines Optimisation and Long Term Conditions Jenny Sivaganam and Finlay Royle, Assistant Directors Medicines Optimisation and Long Term Conditions
Data source / period	Medicines Optimisation (Lambeth), NHS South East London ICB

Lambeth Together Medicines and Clinical Pathways Group (MCLiP)

- The established Group supports the delivery of medicines and long term condition (LTC) optimisation priorities of the Lambeth Together strategic alliances by developing and implementing strategies to promote high value, safe, effective medicines in LTC management within Lambeth.
- Membership is formed of representatives from the Care Partnership, Primary Care Networks, Local Medical Committee, Community Pharmacy, SLAM, GSTT Community Services, Lambeth Together Strategic Alliances as well as other partners.
- To ensure Lambeth's MO and LTC strategic approach is encompassed, recommendations within 'Good for you, good for us, good for everybody: A plan to reduce overprescribing to make patient care better and safer, support the NHS, and reduce carbon emissions' is continually at the heart of discussions to define ways of implementation.

The Medicines Optimisation (MOS) and Long Term Conditions (LTC)

- The MO and LTC sections of the Lambeth Primary Care Improvement Scheme (LPCIS) and Premium Specification (PS) for 2022/23 were successfully launched in May through bulletin announcements and a webinar session. Continuing to prioritise elements of medicines optimisation and LTC management within these schemes endeavours to support general practice to strive towards Lambeth Together's pledge of improving health and wellbeing of Lambeth residents. The focus on reducing unwarranted variation by prioritising individuals who have experienced health inequalities and are at highest risk of poor health outcomes, also, continues. Practice visits completed in early September embedded the core principles of the MOS and LTC sections and a programme of support is planned throughout 2022/23. Re-visiting practices who have made less progress and a further webinar session focussing on: overprescribing; reducing use of low clinical value medicines ('low priority prescribing') and further identifying better value initiatives have been completed.
- The EZ Analytics (EZA) Medicines Optimisation and Long Term Conditions Dashboards provide real-time data for practices to identify patients for review within the prioritised improvement areas. Figure 1. below gives examples of the tracking data from EZA. Refresh of OptimiseRx® continues to support up to date joint prescribing decision making alongside South East London Integrated Medicines Optimisation Committee (SEL IMOC) recommendations.



These graphs from the EZA MO Dashboard illustrate the continuing progress to embed practice to sustain best value medicines since launch of the MOS and LTC section of the LPCIS & PS: number of patients on self-care products continues to reduce; number of patients on 'low priority prescribing' continues to fluctuate in decline

Figure 1. Examples of EZA MO Dashboard tracking (1 Jan 2023)

3.5 Medicines Optimisation / Long Term Conditions



Director / lead	Jane Bowie, Director of Integrated Commissioning (Adults)
Management Lead	Vanessa Burgess, SEL Chief Pharmacist & Director Medicines Optimisation and Long Term Conditions Jenny Sivaganam and Finlay Royle, Assistant Directors Medicines Optimisation and Long Term Conditions
Data source / period	Medicines Optimisation (Lambeth), NHS South East London ICB

Vaccines

- Renewed focus on vaccines following the detection of polio in sewage samples and the associated planned vaccination programme, together with planning for the autumn flu/covid vaccination programme and Monkeypox:
- Pharmacies have been an important delivery model for Lambeth and we are working with public health and primary care teams to learn from the Flu, Covid and polio programmes as part of wider review of the Lambeth immunisation and vaccination strategy.
- The Polio vaccination programme has moved into Phase 2, meaning Community Pharmacy's are no longer commissioned to provide Polio vaccinations.

Community Pharmacy Services

- The GP-Community Pharmacy Consultation Service (GP-CPCS) has been rolled out to support patients with low acuity illness in pharmacy settings and free up GP time. GP to pharmacy referrals for a range of low-acuity conditions have been increasing. Pharmacies have nominated lead CPs within their aligned PCN to coordinate implementation for pharmacies. All 9 PCNs have made referrals with a total of 1,843 referrals made until the end of Q2. Lambeth borough currently leads in South East London with total number of referrals. A monthly meeting with community pharmacy PCN leads is in place to share, discuss and engage with the wider pharmacy group to enable effective service delivery. Additionally, a development workshop event was conducted for community pharmacy PCN leads to provide support, evaluate how the role functions locally and to consider future growth of the role.
- Support continues for pharmacies to offer the Hypertension Check enhanced service. 43 Lambeth pharmacies have signed up so far with 27 pharmacies actively providing the service identifying high blood pressures in the community.
- The Pharmacy First scheme is due to launch at the end of January 2023 to enable access to a selected list of over-the-counter medicines to be provided free-of-charge by community pharmacies to people who are likely to be socially vulnerable or experience inequalities in access to care.

3.5 Medicines Optimisation / Long Term Conditions



Director / lead	Jane Bowie, Director of Integrated Commissioning (Adults)
Management Lead	Vanessa Burgess, SEL Chief Pharmacist & Director Medicines Optimisation and Long Term Conditions Jenny Sivaganam and Finlay Royle, Assistant Directors Medicines Optimisation and Long Term Conditions
Data source / period	Medicines Optimisation (Lambeth), NHS South East London ICB

Access to cardiovascular diagnostics

- There are six community venues established in Lambeth to provide community Electrocardiogram (ECG) and Ambulatory Blood Pressure monitoring (ABPM). The service has improved access for Lambeth people to receive care closer to their homes, has reduced waiting times for booked diagnostic services (e.g. 12 lead-ECG has 24 hour accessibility) and reduced DNAs (Did not attend) through introduction of new IT software. There has been continued increases in activity corresponding to the establishment of the service. The service is planning a pilot to provide housebound people in Lambeth requiring ABPM and Ambulatory ECG; to start in Q4 2022-23.

Respiratory

- The community respiratory diagnostic service restarted in November 2021. Additional capacity has been put in place, with additional capacity at Lorraine Hewitt House with the Drug and Alcohol service, and Herne Hill Road practice.
- SEL IMOC Overprescribing group will play a role in implementing sustainability and the greener NHS agenda across SEL. Awaiting final London-wide inhaler formulary supporting the greener agenda. Working with the Training Hub to plan a sustainability protected learning time event.

Diabetes treatment and care

- Consultation and engagement on the recommissioning options for a refreshed Community Diabetes Service for Lambeth has begun. The current service contract expires 30 Sept 2023. A task and finish group will be set up with system partners to co-produce a refreshed service specification and delivery model that aims to reduce inequalities, target those most in need in line with CORE20Plus5 principles and drive population health improvements for all.

3.6 Planned and Unplanned Care



Director / lead	Jane Bowie, Director of Integrated Commissioning (Adults)
Management Lead	Avril Satchwell, Associate Director, Planned and Unplanned Care
Data source / period	January 2023

Cancer Update

- Cancer CCPL –Dr Marks Adams is working closely with Lambeth Adult Care Transformation Team and the Lambeth Clinical Cabinet, feeding local challenges and issues to SEL ICB Cancer team and the South East London Cancer Alliance (SELCA).
- Lambeth Cancer Working Group (LCWG) –, The first LCWG meeting in it's new form took place on 17 November 22 with a focus on Early Cancer Diagnosis, supporting primary care with a wider system and Lambeth Together approach. The group membership has expanded, with further representation across the system.
- Cancer Dashboards – Best practice timed pathway dashboard now live and will support the work in Lambeth to improve usage of number of Lower GI referrals with FIT result attached, Routes to Diagnosis (to support referral practice reviews), and use of Non-Site Specific Symptom pathways. PCN Data packs have been created by SEL Cancer team and will be presented at the upcoming Lambeth Cancer Working Group, to gain the groups views before sharing widely.
- Catch 22 Bowel Cancer Screening initiative - Targeted work is underway to increase the uptake of bowel cancer screening in Lambeth, 26 practices identified with the lowest uptake have been invited to take part in the bowel cancer screening calling initiative, funded by SELCA. A letter will be sent to practices to opt-in to the offer and Non-responders will be contacted by Catch 22 multilingual facilitators and encouraged to complete the FIT kit on behalf of practices who opt-in,
- Jo's Trust Cervical Cancer screening training – offered to all Lambeth non-clinical practice staff to improve their awareness and understanding of cervical screening. This is a London wide initiative with 600 spaces allocated to SEL. To date, Lambeth staff have been the most engaged in sign up in comparison to all other boroughs in SEL.
- Cervical cancer prevention week – launching on 23rd January and is led by Jo's Cervical Cancer Trust to raise awareness of cervical cancer. Tips on communicating with patients about cervical screening and promotional posters have been shared with General Practice via the Lambeth GP bulletin
- Galleri Trial (GRAIL) Phase 2 – Is a Multi Cancer Early Detection Test, Lambeth participants who had already taken part in phase 1 will be sent an invite to attend phase 2 of the study, invites will be sent out in January/February. Lambeth Grail Van location yet to be confirmed, likely location will be Tesco's car park, Acre lane.
- Local focus on:
 - Screening uptake and influencing the local population to take up screening offers.
 - Improving quality of referrals.
 - New referral pathways within primary care e.g. new telederm service, providing access to a medical photographer within 7 days and review by clinician within 7 days (estimated 60-65% could be discharged without the need for face to face appointment).

3.6 Planned and Unplanned Care



Director / lead	Jane Bowie, Director of Integrated Commissioning (Adults)
Management Lead	Avril Satchwell, Associate Director, Planned and Unplanned Care
Data source / period	January 2023

Urgent Care

- Lambeth and Southwark's UEC Transformation Programme progressing with 3 workstreams and an oversight steering group linked to the outcomes of the missed opportunities and Same Day Emergency Care workshops. These workstreams have developed into three main areas of focus:
 - Engagement and behavioural insights - Engage at SEL level and join up/ align local comms with SEL comms work. Undertake activity to gain more detailed awareness of the type of footfall and barriers encountered by public prior to attending (qualitative snapshot audits) provide intel for further work. Analysis of options to improve local public messaging on sites. (could support follow on from intel gathering of footfall) and in communities
 - Right Care, Right Time – Access route and alternative appointment slots in community/ primary care and access to these, consider provision of digital access in ED to support direct appointment bookings. Review local protocols for implementation of senior streamers (GP, ED/Medical Consultant, Paramedics). Review the effectiveness and type of SW/AHP in ED and the most efficient and cost effective model across both Trusts to support stream away and prevent hospital re-admissions once seen. Front door support from an additional GP and Navigator was implemented at GSTT by primary care to support streaming away to own GP GP Hub or other appropriate service. This is being closely monitored for effectiveness
 - SDEC - Review and implement best practice standards for SDECS e.g. Opening times, Access routes, Ring fenced (no escalation beds), No follow ups seen in SDEC. Other best practice criteria. GSTT have now implemented no follow ups being seen in SDEC and are working to improve other SDEC working practices and access points.
- Lambeth and Southwark's Integrated Winter Plan has been completed with input from across the system, delivery of the plan is now being monitored along with reporting to local and SEL UEC board.
- Transport and health workforce strikes including LAS strike days have been challenging for local systems, however all systems have worked well implementing contingency plans to manage the risk associated with the strike action along with other expected winter pressures

Planned Care

- Denosumab service in Lambeth provided by the Federation is going well and well received by patients following a brief audit, work is underway to roll this out wider across SEL via PCNs / Federations using the intelligence from Bromley and Lambeth who currently have the service up and running in the community.
- MSK – Get U Better App Pilot until Nov 2023 in SEL – Lambeth have 100% of GP practices signed up to the application and able to promote this useful self management tool to patients if they meet the criteria. Further objectives are now being set to drive up use of the app and understand how primary care is perceiving its use.

3.6 Planned and Unplanned Care



Director / lead	Jane Bowie, Director of Integrated Commissioning (Adults)
Management Lead	Avril Satchwell, Associate Director, Planned and Unplanned Care
Data source / period	January 2023

Planned Care (Cont.)

- Community Earwax ENT service – This service went live in July provided by Specsavers with access across numerous sites in SEL and now including sites in Lambeth. Waiting times for this service is now around 2 weeks across all SEL sites.
- Pain Management Pathway – Early discussions have taken place around reviewing provision of pain management services, pathways and treatment available.
- Osteoporosis service review is underway across SEL led by Lambeth to establish a standardized approach to the pathways and management across SEL and to review the most effective way to manage specialist consultations across SEL.

3.7 Adults Mental Health



Director / lead	Jane Bowie, Director of Integrated Commissioning (Adults)
Management Lead	David Orekoya, Associate Director Integrated Commissioning-Mental Health
Data source / period	Lambeth LCP Assurance report Jan 23

Severe Mental Illness Physical Health Checks

- The NHS has committed to ensuring 60% of people on the SMI register receive a full and comprehensive physical health check.
- Delivery against the SMI physical health check target for 2022/23 remains a challenge across SEL for several reasons including capacity within teams to carry out the physical health checks and issues with data completeness/sharing across different systems. A steering group was set-up in 2021 to develop and deliver an improvement plan. Action plans are now in place and non-recurrent funding has been allocated to support their implementation.
- Lambeth's SMI annual health checks at Q3 are ahead of 21/22 Q4 year end performance. See table below,

	Q1 21/22	Q2 21/22	Q3 21/22	Q4 21/22	Q1 22/23	Q2 22/23	Q3 22/23
SMI AHC	26.3%	27.8%	33%	38.7%	36.7%	37.9%	43.5%

Lambeth GP SMI register	BMI	BP	Cholesterol	Glucose	Smoking Status	Alcohol Status	6 Health checks
5028	63.9%	66.1%	59.7%	60.9%	61.4%	65.1%	43.5%

- See below SEL performance,

	Bexley	Bromley	Greenwich	Lambeth	Lewisham	Southwark	SEL
SMI AHC	39.5%	41.0%	34.6%	43.5%	36.1%	46.0%	40.4%
Trend since last quarter	+0.8%	+1.9%	+9.1	+9.6	+2.7%	+3.1%	+5.2%

3.7 Adults Mental Health



Director / lead	Jane Bowie, Director of Integrated Commissioning (Adults)
Management Lead	David Orekoya, Associate Director Integrated Commissioning-Mental Health
Data source / period	LWNA report M8

Improved Access to Psychological Therapies (IAPT)

- See table below with IAPT performance on national indicators covering data from last quarter of 21/22 and 22/23 up until Month 8.
- The Lambeth Talking Therapies (LTT) access number for M8 November was over target by 194 (+21%). The drive to increase referrals via leaflets to all households, website changes and social media campaign continue to increase access numbers. In addition to these measures, LTT is keen to pilot text messaging to GPs in preparation for a 14% increase in the access target in January 2023.
- The Lambeth Talking Therapies recovery rate in M8 November was at 48%, under the 50% target.

	Standard	Jan-22	Feb-22	Mar-22	Apr-22	May-22	Jun-22	Jul-22	Aug-22	Sep-22	Oct-22	Nov-22
Number of People Entering into Treatment for Integrated Talking Therapies	Monthly target - 920	779	933	1025	882	944	948	847	925	887	1044	1114
Integrated Talking Therapies Recovery Rate of People in Treatment	50%	54%	53%	56%	51%	51%	52%	54%	55%	49%	54%	48%
Integrated Talking Therapies Wait to First Treatment (6 weeks)	75%	97%	95%	95%	95%	98%	95%	97%	97%	99%	96%	99%
Integrated Talking Therapies Wait to First Treatment (18 weeks)	95%	100%	100%	100%	100%	97%	100%	100%	100%	99%	100%	100%

3.7 Adults Mental Health



Director / lead	Jane Bowie, Director of Integrated Commissioning (Adults)
Management Lead	David Orekoya, Associate Director Integrated Commissioning-Mental Health
Data source / period	SEL LDA dashboard

Learning Disabilities and Autism - Inpatient

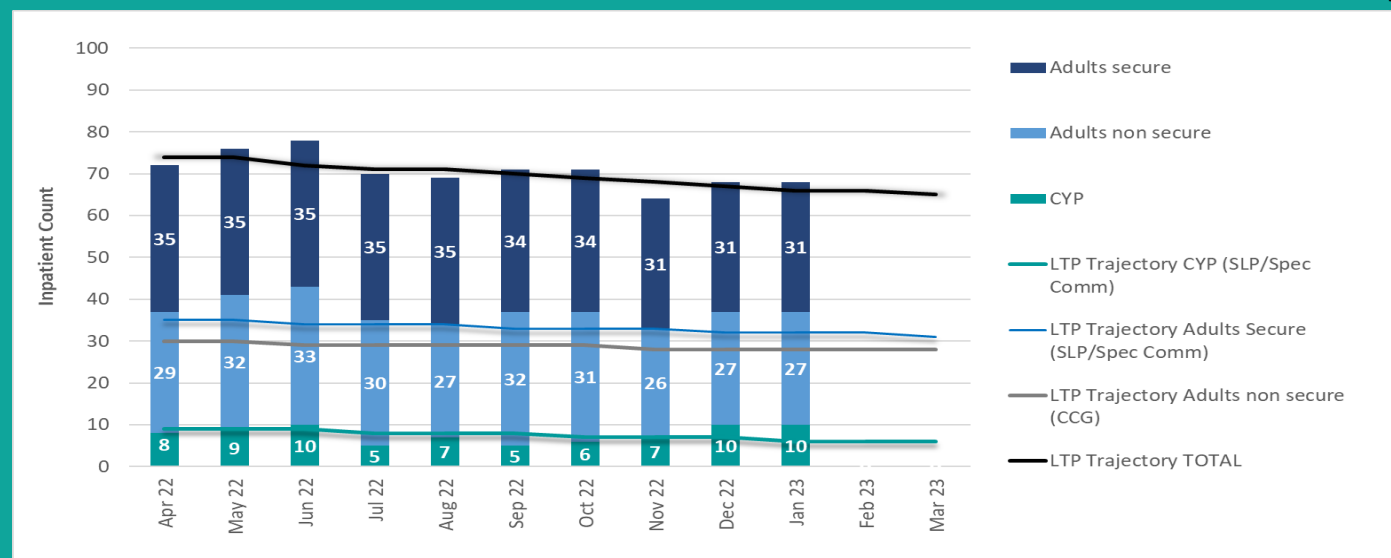
Central objective of Lambeth LDA programme is to reduce of use of restrictive care through provision of high quality accommodation and care that facilitates more discharge of service users with complex needs to the community from inpatient settings.

For 22/23 three discharges from non-secure inpatient facilities are progressing to March 2023 timeline. Plans for one further discharge from Specialised Commissioning secure estate for Q2 2023-24.

Lambeth acting as pilot site for 'One System' Planning approach to ensure MDT discharge planning is underpinned by ICB partners collective ownership of clinical and financial risks for complex discharges.

Continued challenges securing suitable properties for bespoke care arrangements due to housing market volatility. Mitigation by worker with housing provider with good market insight and securing capital grants from NHSE.

		FY 22/23 Q1			FY 22/23 Q2			FY 22/23 Q3			FY 22/23 Q4
		Apr-22	May-22	Jun-22	Jul-22	Aug-22	Sep-22	Oct-22	Nov-22	Dec-22	Jan-23
Inpatients	Total	72	73	78	70	67	71	71	64	68	68
	Non secure Adults	29	32	33	30	27	32	31	26	27	27
	Spec Comm/SLP Adults	35	35	35	35	35	34	34	31	31	31
	Children	8	9	10	5	7	5	6	7	10	10
Change in month	Net	-1	5	-4	-6	-1	2	-3	-6	4	0
	Admissions	7	8	3	2	3	10	1	5	7	0
	Discharges	8	3	7	8	4	8	4	11	3	0



4. Quality



4.1. Quality highlights



Director / lead	Leads for the 7 priority areas, lead providers & commissioners
Management Lead	Sulaimon Quadri, Senior Quality Manager SEL
Data source / period	SEL Quality – January 2023 update

National Unplanned Pregnancy Advisory Service (NUPAS)

- A recent quality alert identified issues relating to access to face-to-face consultations for early termination of pregnancy services for patients with learning disabilities. NUPAS (National Unplanned Pregnancy Advisory Service) investigated the reported incident and has consequently reviewed and amended their processes and policies. They have additionally changed their incident reporting form to include notifications to external bodies in line with revised processes and policy. They have also strengthened their safeguarding policies to ensure alignment with NICE guidance around vulnerable patients who also disclose a learning disability. Since this incident, NUPAS recommend face-to-face consultations with all vulnerable patients and will monitor compliance by audit. They have also now implemented a system to record all telephone consultations.

Diphtheria Management for Asylum Seekers and Refugees

- An SEL diphtheria management approach for asylum seeker and refugee hotels has been developed. This includes the role of borough leads – local authority, NHS primary care, SEL Incident Management Taskforce (IMT) and UK Health Security Agency (UKHSA). There is a prophylaxis offer for those who may have been exposed to those suspected of diphtheria.

Recruitment of Patient Safety Partners

- The ICB has successfully recruited three Patient Safety Partners (PSPs) as part of the national initiative under the new Patient Safety Incident Response Framework (PSIRF). The role of the PSP is brand new and will evolve over the course of the next year, the PSPs will be supported by the ICB Patient Safety Specialist. PSPs will work in partnership with staff to influence and improve the governance and leadership of safety. The PSP role at the ICB is still in development. SEL providers have also recruited their own PSPs. The ICB will also facilitate a PSP Southeast London Network for PSPs to meet, share experiences and network with other PSPs in south east London.

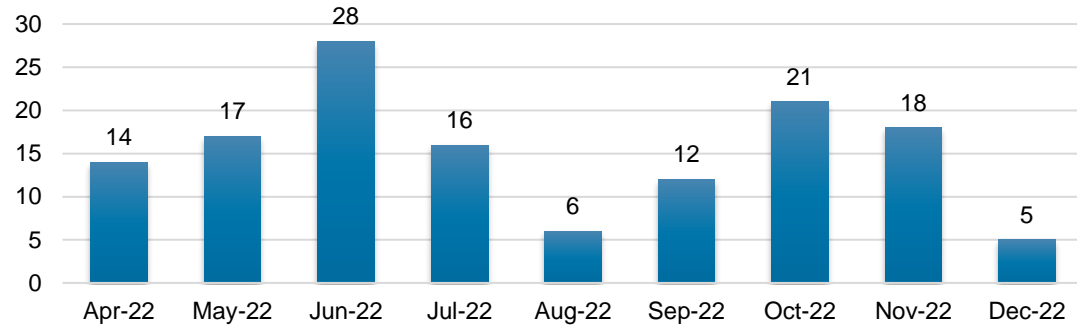
GSTT Maternity service (CQC inspection)

- The service was inspected as part of the national maternity inspection programme and CQC rating of this service stayed the same. Overall rated as **Good**, across the five standards this service was rated as follows, Safe - **Requires improvement**, on Effective, Responsive and Well-Led – **Good** and Caring – **Outstanding**. For full report see link, [St Thomas' Hospital - Care Quality Commission \(cqc.org.uk\)](https://www.cqc.org.uk)

4.1. Quality highlights



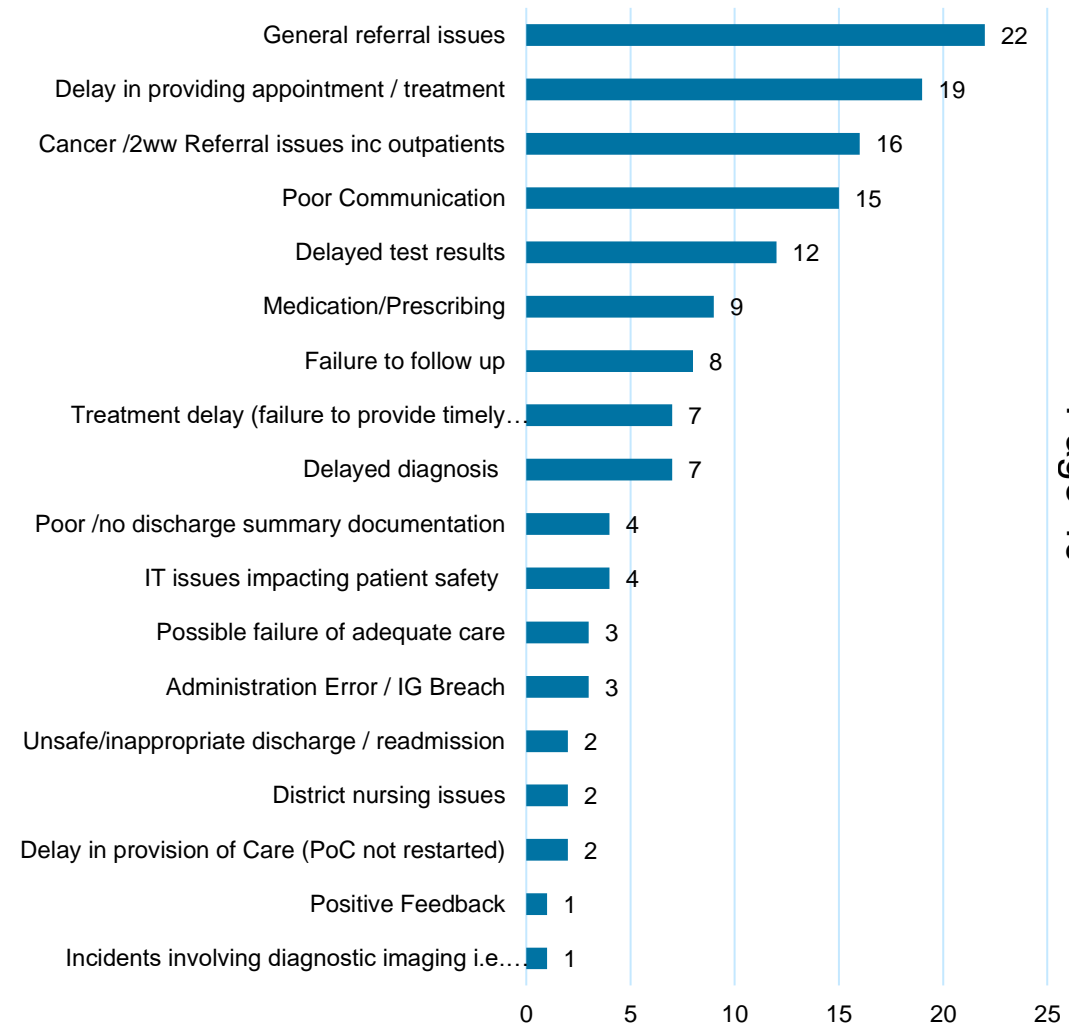
Lambeth QA reported



Top Five Themes from QA include:

- General referral issues (16%)
- Delay in providing appointment / treatment (14%)
- Cancer/ 2ww Referral issues incl. outpatients (12%)
- Poor Communication (11%)
- Delayed test results (9%)

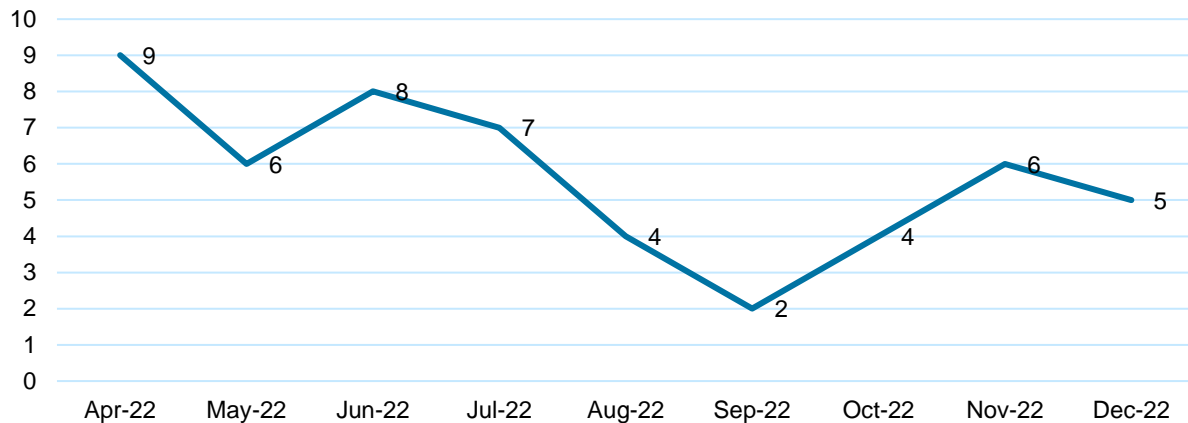
No. of QAs By Category (April 22- Dec 22)



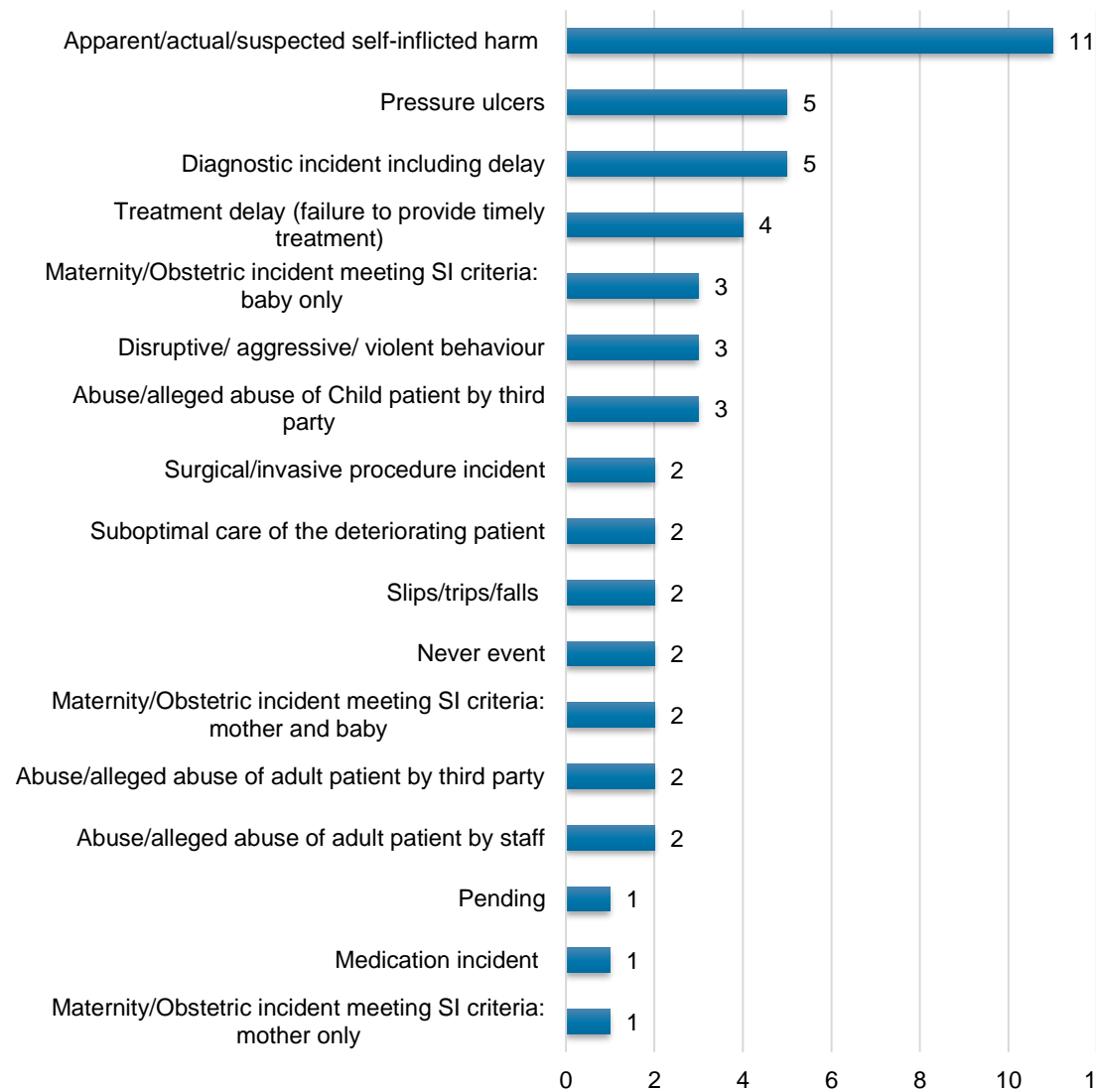
4.1. Quality highlights



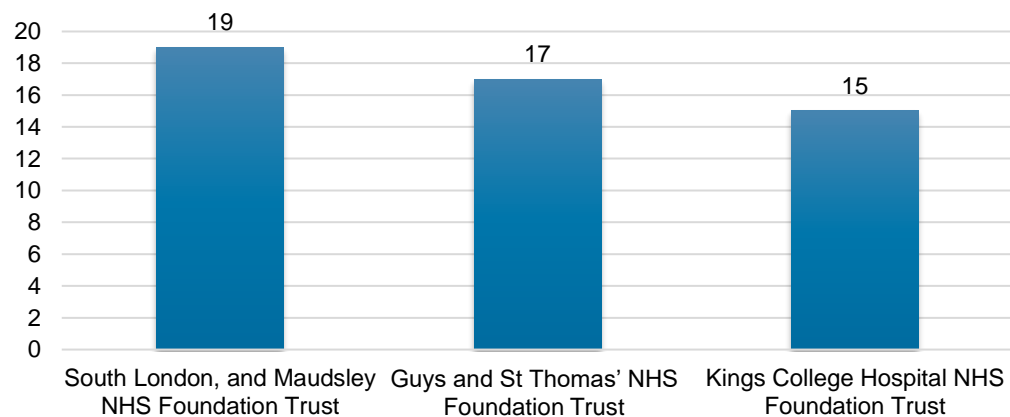
Lambeth SI reported



No. of SIs Reported By Category (Apr-Dec 22)



No. of SIs Reported By Trust (Apr-Dec 22)



5. Risk Summary



5.1. Risk highlights



Director / lead	leads for the 7 priority areas, lead commissioners
Management Lead	Cheryl Smith, Sophie Taylor, each of the leads for the 7 priority areas, lead commissioners
Data source / period	SEL BAF, Highlight reports x 7 / Enabler reports.

Lambeth Risk Register

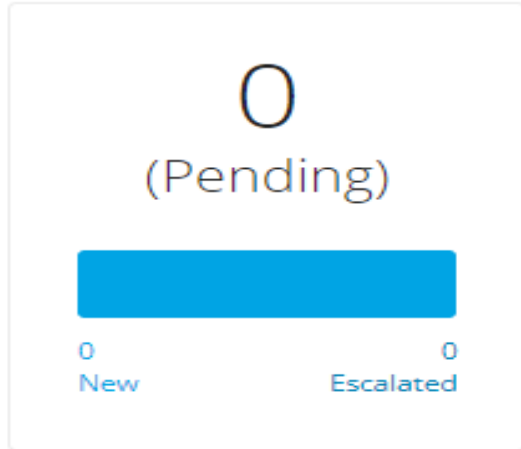
- SEL Executive group received Risk report which contained each place's red risks with the deep dive responses.
- Efforts are underway to enhance the narrative surrounding certain risks over the next few weeks
- SEL has completed a comprehensive risk review and will be reaching out to risk owners and sponsors with specific inquiries and requests
- A discussion is taking place regarding the distinctions between place-based scoring and SEL scoring on the central Risk Register. This will coincide with a review of governance processes around the scoring to ensure that controls and safeguards are effective.
- Discussions are also taking place at a London wide level to ensure a systematic way of reporting risks.
- Dates will be scheduled for in-person training on Datix for PC risk owners and sponsors, with some already having received virtual training.



5.1. Risk highlights



Director / lead	leads for the 7 priority areas, lead commissioners
Management Lead	Cheryl Smith, Sophie Taylor, each of the leads for the 7 priority areas, lead commissioners
Data source / period	SEL BAF, Highlight reports x 7 / Enabler reports.



Likelihood ▼	Consequence				
	Negligible	Minor	Moderate	Major	Catastrophic
Almost Certain	0	1	1	1	0
Likely	0	3	1	1	0
Possible	0	3	3	0	0
Unlikely	0	0	0	0	0
Rare	0	0	0	0	0



6. Finance Summary

6.1. Finance highlights



Director / lead	Andrew Eyres, Strategic Director: Integrated Health and Care
Management Lead	Pete Hesketh, Assistant Director Finance, LBL, Edward Odoi Associate Director Finance NHS South East London ICB
Data source / period	Lambeth Council Finance and Performance Report, South East London ICB Finance Performance Report.

2022-23 (M09) Lambeth Borough (SEL ICB)

- The Month 9 (December 2022) budget was £98.1m. The borough is reporting an overall £192k year to date overspend at Month 9. The reported position includes a £945k overspend on Continuing Healthcare, £495k overspend on Prescribing, offset by underspends in Acute, Community, and Corporate budgets.
- The Continuing Healthcare position is based on the number of clients and cost of care packages. The team are reinforcing mechanisms to ensure all CHC and FNC cases are accurately reflected on the database and continued to progress the recovery plan submitted in December 2022.
- The Prescribing month 9 position is based upon M01-07 2022/23 actual data and represents an adverse in-month movement as the PPA (Practitioner Performance Advice) information is provided two months in arrears. The cost pressure is predominantly driven by NCSO (No Cheaper Stock Obtainable) and Category M (Cat-M) prices. The borough Medicines Optimisation team are undertaking Practice visits with the objective of understanding the drivers of the current level of prescribing activity together with influencing prescribing behaviour among outliers and deliver saving in the last quarter of the financial year (Q4). This is linked in with the SEL wide work being done.

2022-23 (M8 2022) Lambeth Council

- The M8 full year Adults & Health budget was £101.6m, of which £99.9m relates to Adult Social Care. The M8 2022/23 expenditure and budget forecast for the year as a whole is a £700k overspend. The forecast for some areas is uncertain and growing pressures, particularly related to inflationary pressure, are likely to lead to increases in the reported overspend in future months. Although non-recurrent resources are available to fund the overspend in the current year, the pressures being experienced are likely to continue into future years.
- There are a number of significant overspends in Adult Social Care. Mental Health has a £553k forecast overspend, mainly due to overspends in most areas of purchased care which is a similar position to the previous few years. Learning Disabilities has a £2.3m forecast overspend which is due to large increases in expenditure on purchased care resulting from the greater acuity of clients that have come into the service over the last two years. The Older People service is forecasting a £1.1m overspend as there have been increases in client numbers and expenditure, particularly in home care and nursing care, which have exceeded significant increases in the budget. Grant funding and other income are resulting in underspends in other areas that partly off-set these overspends and result in the overall forecast of a £700k overspend.

Annex

A1 Glossary



Acronyms and abbreviations	Term	Acronyms and abbreviations	Term
ADHD	Attention Deficit Hyperactivity Disorder	GSTT	Guy's and St Thomas' NHS Foundation Trust
AHC	Annual Health Check	H1	Half 1, referring to the first 6 months of the financial year, April - September
AQP	Any Qualified Provider	H2	Half 2, referring to the last 6 months of the financial year, October - March
BAF	Board Assurance Framework	HDP	Hospital Discharge Programme
BI	Business Intelligence	ICS	Integrated Care System
CCG	Clinical Commissioning Group	KCH	King's College Hospital NHS Foundation Trust
CCLP	Clinical Care Professional Lead	KPI	Key Performance Indicator
CHC	Continuing Healthcare	LBL	London Borough of Lambeth
CQC	Care Quality Commission	LSAB	London Safeguarding Adults Board
CYP Alliance	Children and Young People Alliance	LSCB	London Safeguarding Children Board
DIPC	Director of Infection Prevention and Control	LSCP	Local Safeguarding Children Partnership
EDI	Equality, Diversity and Inclusion	LSL	Lambeth, Southwark and Lewisham
DoLS	Deprivation of Liberty Safeguards	LTEG	Lambeth Together Equalities Group
FTE	Full Time Equivalent		
GP	General Practice	LTSB	Lambeth Together Strategic Board
GSTT	Guy's and St Thomas' NHS Foundation Trust	LWC	Living Well Centre

A1 Glossary



Acronyms and abbreviations	Term	Acronyms and abbreviations	Term
LWNA	Lambeth Living Well Network Alliance	SLaM	South London and Maudsley NHS Foundation Trust
MCA	Mental Capacity Act	SMI	Severe Mental Illness
MHST	Mental Health Support Team	SMT	Senior Management Team
MLTC	Multiple Long-Term Conditions	STP	Sustainability and Transformation Partnership
MO	Medicines Optimisation	ToR	Terms of Reference
NCSO	No Cheaper Stock Obtainable	VAWG	Violence Against Women and Girls
NEV	Nine Elms and Vauxhall	VCS	Voluntary Care Sector
NHSPS	NHS Property Services		
NWDA	Neighbourhood and Wellbeing Delivery Alliance		
OHID	Office for Health Improvement and Disparities		
PAU	Project Appraisal Unit		
PPA	Prescription Pricing Authority		
QA	Quality Alerts		
QIPP	Quality Innovation Productivity and Prevention		
SEL	South East London		
SI	Serious Incident		

A2 Source material



An extensive range of material exists to provide assurance for Lambeth Together and Lambeth's Integrated health and care arrangements. These are used to update each section of this integrated report. As such, there is some variety in the number and look of assurance measures, and the period to which it relates, although every effort is made to use the most current and visual information available.

- Adult Social Care
- Equalities
- Primary care
- Medicines Management / LTC
- Delivery Alliances (i.e. LWNA) & Priorities
- Children's commissioning
- Integrated Health & Care Business Plan
- Finance
- Quality
- Risk
- Enablers
- Lambeth Together Recovery Plan
- Public Health
- NHS Long Term Plan
- SEL borough assurance report
- Planned & unplanned acute

